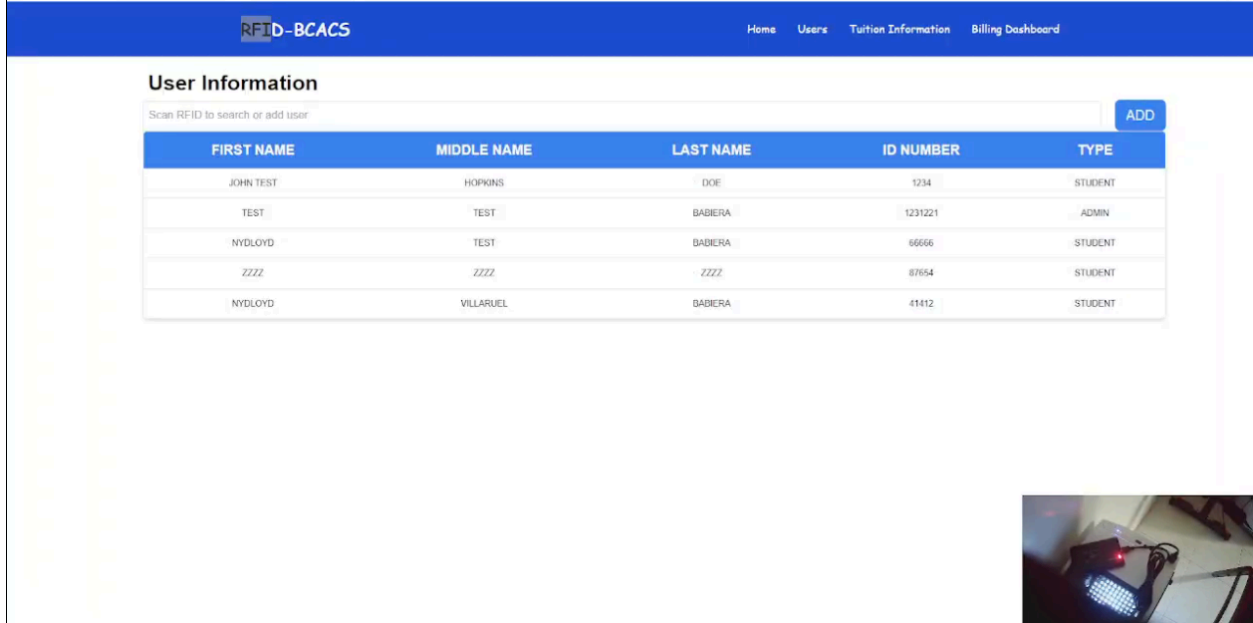


# RFID Bill and Coin Acceptor System

## 1. Student/User Details

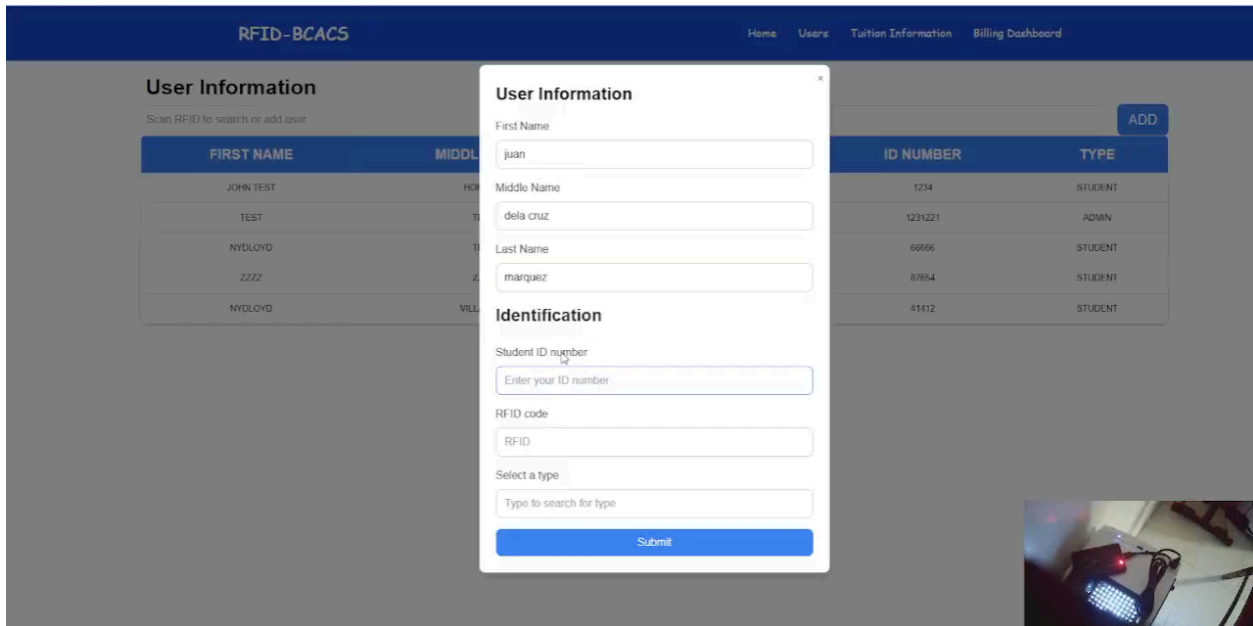


The screenshot shows the 'User Information' page of the RFID-BCACS system. At the top, there is a navigation bar with 'Home', 'Users', 'Tuition Information', and 'Billing Dashboard'. Below the navigation bar, there is a search bar with the text 'Scan RFID to search or add user' and an 'ADD' button. The main content is a table with the following columns: FIRST NAME, MIDDLE NAME, LAST NAME, ID NUMBER, and TYPE. The table contains five rows of user data.

FIRST NAME	MIDDLE NAME	LAST NAME	ID NUMBER	TYPE
JOHN TEST	HOPKINS	DOE	1234	STUDENT
TEST	TEST	BABIERA	1231221	ADMIN
NYDLOYD	TEST	BABIERA	66666	STUDENT
ZZZZ	ZZZZ	ZZZZ	87654	STUDENT
NYDLOYD	VILLARUEL	BABIERA	41412	STUDENT



## 2. Student/User Enrollment



The screenshot shows the 'User Information' page of the RFID-BCACS system with a modal form for user enrollment. The modal form has the following fields: First Name (juan), Middle Name (dela cruz), Last Name (marquez), Student ID number (Enter your ID number), RFID code (RFID), and Select a type (Type to search for type). There is a 'Submit' button at the bottom of the modal form.




### 3. Student Tuition Details

RFID-BCACS Home Users Tuition Information Billing Dashboard

#### Student Tuition Information

Scan RFID or type user details to search user

FIRST NAME	MIDDLE NAME	LAST NAME	ID NUMBER	TUITION AMOUNT	ACTIONS
JOHN TEST	HOPKINS	DOE	1234	23441.12	<a href="#">View Details</a>
ZZZZ	ZZZZ	ZZZZ	87654	12312312	<a href="#">View Details</a>
NYDLOYD	TEST	BABIERA	66666	10000	<a href="#">View Details</a>
NYDLOYD	TEST	BABIERA	66666	10000	<a href="#">View Details</a>
TEST	TEST	BABIERA	1231221	515111	<a href="#">View Details</a>
NYDLOYD	VILLARUEL	BABIERA	41412	20000	<a href="#">View Details</a>
JUAN	DELA CRUZ	MARQUEZ	999999		<a href="#">ADD TUITION</a>



### 4. Student Tuition Input

RFID-BCACS Home Users Tuition Information Billing Dashboard

#### Student Tuition Information

Scan RFID or type user details to search user

FIRST NAME	MIDDLE NAME	TUITION AMOUNT	ACTIONS
JOHN TEST	HOPKINS	23441.12	<a href="#">View Details</a>
ZZZZ	ZZZZ	12312312	<a href="#">View Details</a>
NYDLOYD	TEST	10000	<a href="#">View Details</a>
NYDLOYD	TEST	10000	<a href="#">View Details</a>
TEST	TEST	515111	<a href="#">View Details</a>
NYDLOYD	VILLARUEL	20000	<a href="#">View Details</a>
JUAN	DELA CRUZ		<a href="#">ADD TUITION</a>

#### Tuition Details


First Name

Middle Name

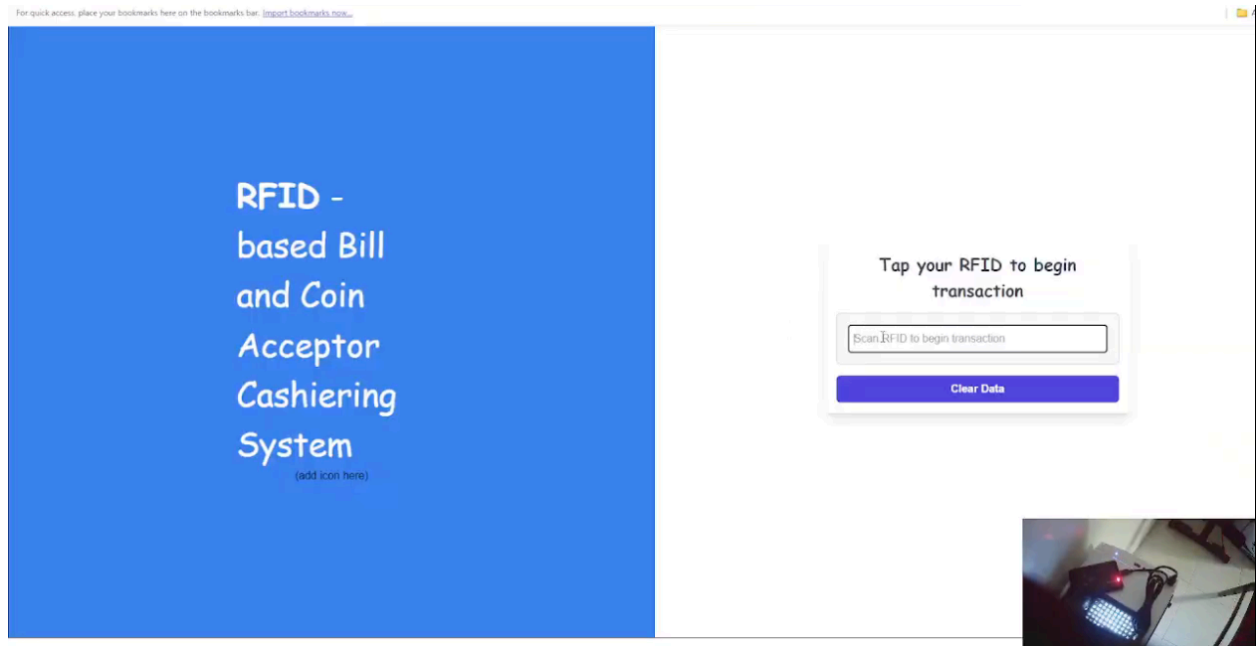
Last Name

Amount

[Submit](#)



## 5. Transaction Dashboard



## 6. Reports

The screenshot shows a web browser displaying a report titled "PROMISSORY FORM". The browser's address bar shows the URL "decba669-f4b8-4d1d-afff-c58490074ad0". The report content includes a table with one row of data, followed by instructions and signature lines.

**PROMISSORY FORM**

Please be informed that in order to claim your examination permit, you are required to settle the outstanding balance or pay the required amount at the Cashier's Office. The permit will not be released until the full payment is made.

No.	NAME	AMOUNT DUE	REMARKS
36	TEST STUDENT TEST STUDENT TEST STUDENT	4010	add payment atleast 500 pesos

Kindly ensure that all payments are completed before the examination date, as failure to do so may result in being unable to take the examination.

For any inquiries regarding payment details, please contact the Cashier's Office.

Thank you for your prompt attention to this matter.

\_\_\_\_\_  
Student's Signature

\_\_\_\_\_  
Treasury Officer

## 7. Hardware

